



Aqua Air Series

Overview what's in the box



Lamp¹



Controller¹



Power Supply¹



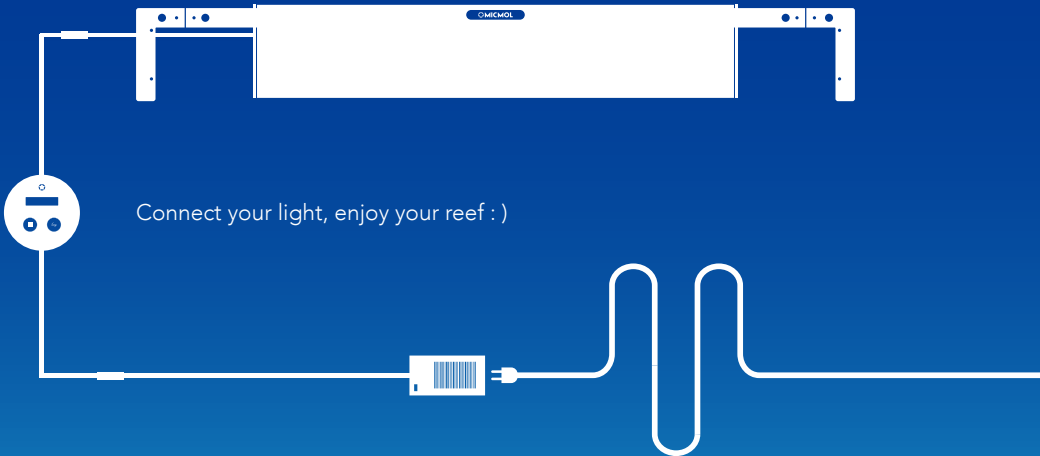
Super Bracket²



AC cord¹

Getting Started

Congratulations on purchasing your Aqua Air. Read this guide to get started.

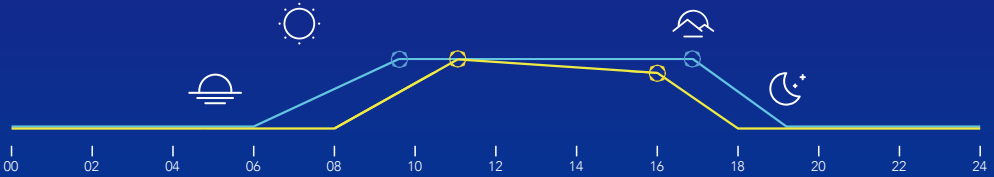


www.micmol.com/aquair.html
www.micmol.com/support.html

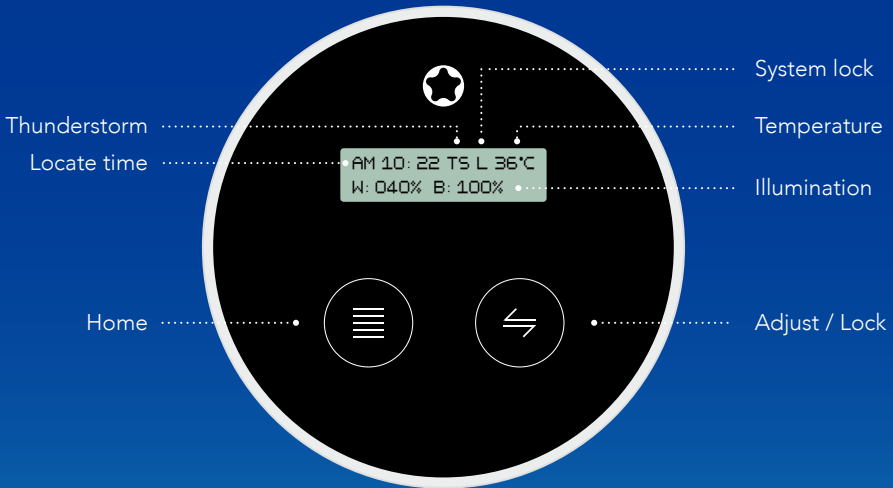
© 2016 MicMol Limited. All rights reserved.
MicMol, the MicMol logo, Aqua Air, Aqua mini, Aqua Pro are trademarks of MicMol registered.
M016-1220-A Printed in China



Aqua Air Controller Setup



Program Setting



Home / Menu - Browse menu.

Special function : Hold on 3 second to return to the previous menu.



Select / Adjust - Enter the sub-menu to adjust the parameters.

Special function : Hold on 3 second to unlock system.